

**A REVIEW OF THE GENUS *HYLAMORPHA* ARROW (COLEOPTERA:
SCARABAEIDAE: RUTELINAE: ANOPLIGNATHINI: BRACHYSTERNINA)**

BRETT C. RATCLIFFE AND FEDERICO C. OCAMPO
Systematics Research Collections
W-436 Nebraska Hall
University of Nebraska
Lincoln, NE 68588-0514, U.S.A.
bratcliffe1@unl.edu
focampo@unlserve.unl.edu

Abstract

The southern Neotropical genus *Hylamorpha* (Scarabaeidae: Rutelinae: Anoplognathini: Brachysternina) is comprehensively reviewed. *Hylamorpha elegans* (Burmeister) is now the only species in the genus with *H. cylindrica* Arrow entered into new synonymy. *Hylamorpha elegans* var. *australis* Philippi is recognized as an unavailable name. *Hylamorpha elegans* is established as the type species for the genus, and a neotype for *H. elegans* is designated. Nomenclatural history, descriptions, illustrations, and commentary are included.

Resumen

El género *Hylamorpha* (Scarabaeidae: Rutelinae: Anoplognathini: Brachysternina) del sur del Neotrópico es comprensivamente revisado. *Hylamorpha elegans* (Burmeister) es ahora la única especie del género, *H. cylindrica* Arrow pasa a sinonimia, y *H. elegans* var. *australis* Philippi es reconocida como nombre no válido. Se establece *Hylamorpha elegans* como la especie tipo del género y se designa un neotipo para *H. elegans*. Se incluyen la historia nomenclatural, descripciones, ilustraciones y comentarios.

What sort of insects do you rejoice in, where you come from?

—Lewis Carroll, *Alice in Wonderland*

The small South American genus *Hylamorpha* has been poorly defined since its creation by Arrow in 1899. Most scarab workers knew that *H. elegans* (Burmeister) was an abundant species that had three universally accepted synonyms (Ohaus 1918; Blackwelder 1944; Machatschke 1965, 1972). However, the status and/or placement of *H. cylindrica* Arrow and the so-called *H. viridis* (Burmeister) have been questions waiting to be answered.

In this paper we review the genus by discussing the taxonomic history and stabilizing the nomenclature, designating a type species for the genus and a neotype for *H. elegans*, describing fully *H. elegans*, and delineating its distribution.

This paper is the second in a series of three in this issue of *The Coleopterists Bulletin* that collectively review and revise the subtribe Brachysternina. The first part is a revision of *Brachysternus* by Jameson and Smith (2002). The third part is a revision of *Aulacopalpus* and a phylogenetic analysis, biogeographic analysis, key to genera, and catalog of the Brachysternina by Smith (2002).

Taxonomic History

When Arrow (1899) described the genus *Hylamorpha*, he included in it three species: two new species (*H. rufimana* and *H. cylindrica*) and the previously described species, *Aulacopalpus elegans* Burmeister (which he erroneously called *A. viridis* twice in the same paragraph) that he transferred into *Hylamorpha*.

Callichloris perelegans Curtis was described in 1845, but Solier (1851) synonymized it with *Aulacopalpus elegans*. Curtis incorrectly used the generic name *Callichloris* Burmeister, 1844 for his *perelegans*; *Callichloris* is a synonym of the genus *Platycoelia* Dejean, 1833 (Rutelinae: Anoplognathini).

Sulcivalpus Harold, 1869 was proposed as a replacement name for the genus *Aulacopalpus* Guérin-Méneville, 1838 [see Smith (2002) revision of *Aulacopalpus* in this issue], and *Aulacopalpus viridis* Guérin-Méneville is the type species for the genus *Sulcivalpus*. Nonfried (1894) described *Sulcivalpus subviolaceus*, and this species was later synonymized by Arrow (1901) under *Hylamorpha elegans*. Ohaus (1918), Blackwelder (1944), and Machatschke (1965, 1972) all erroneously called *Sulcivalpus* a synonym of *Hylamorpha*.

Methods

The results of this study were based on specimens received on loan from institutions and private collections. The collections and their acronyms (Arnett *et al.* 1993), including curators and/or collections managers who provided material, are as follows.

AMNH:	American Museum of Natural History, New York, NY (Lee Herman, Jr.).
BCRC:	Brett C. Ratcliffe Collection, Lincoln, NE.
BMNH:	The Natural History Museum (formerly British Museum of Natural History), London, England (Michael Bacchus, Malcolm Kerley).
CASC:	California Academy of Sciences, San Francisco, CA (Norman Penny, David Kavanaugh).
CMNC:	Canadian Museum of Nature, Ottawa, Canada (Robert Anderson, François Génier).
CMNH:	Carnegie Museum of Natural History, Pittsburgh, PA (John Rawlins, Robert Davidson).
CNCI:	Canadian National Collection of Insects, Ottawa, Canada (Jean McNamara, Yves Bousquet).
DEIC:	Deutsches Entomologisches Institut, Eberswalde, Germany (Lothar Zerche).
FMNH:	Field Museum of Natural History, Chicago, IL (Al Newton, Philip Parrillo, Hank Dybas).
FSCA:	Florida State Collection of Arthropods, Gainesville, FL (Brenda Beck, Mike Thomas).
HAHC:	Henry and Anne Howden Collection, Nepean, Ontario, Canada.
KSUC:	Kansas State University Collection, Manhattan, KS (Ralph Charlton).
LACM:	Los Angeles County Museum of Natural History, Los Angeles, CA (Roy Snelling).
MLJC:	Mary Liz Jameson Collection, Lincoln, NE.
MLPA:	Museo de la Plata, La Plata, Argentina (Juan Shnack).

- MLUH: Martin Luther Universität, Halle, Germany (Manfred Dorn).
 NHMB: Naturhistorisches Museum, Basel, Switzerland (Georg Frey Collection) (Daniel H. Burckhardt).
 PVGH: Pedro Vidal Collection, Santiago, Chile.
 ROME: Royal Ontario Museum, Toronto, Canada (Doug Currie, Brad Hubley).
 SEMC: Snow Entomological Museum, Lawrence, KS (Steve Ashe).
 UMRM: W R. Enns Entomology Museum, University of Missouri, Columbia, MO (Robert Sites).
 USNM: United States National Museum, Washington, D.C. (Robert Gordon, David Furth Gloria House).
 ZMHU: Museum für Naturkunde, Berlin, Germany (Manfred Uhlig, Fritz Hieke, Joachim Schulze, Hella Wendt).
 ZSMC: Zoologische Staatssammlung, Munich, Germany (Gerhard Scherer, Max Kuhbander).

The generic and species description were based on the following sequence of characters: length (from apex of clypeus to apex of elytra), color, frons, clypeus, interocular width, antennae, pronotum, scutellum, elytra, pygidium, legs, venter, and parameres.

Geographical localities are arranged by country, province or department, and specific locality. Temporal data are also provided.

Hylamorpha Arrow, 1899

Hylamorpha Arrow 1899:368.

Type species: *Aulacopalpus elegans* Burmeister 1844:459, here designated (see discussion below).

Description. Scarabaeidae, Rutelinae, Anoplognathini, Brachysternina. *Form:* Suboval, wider behind, dorsum convex. Length 11.0–20.0 mm from apex of clypeus to apex of elytra; width 5.5–11.0 mm across elytral humeri. Color dorsally light to dark apple green, sometimes with brown elytra. *Head:* Surface densely rugopunctate. Frontoclypeal suture distinct. Clypeus with apex broadly rounded, broadly reflexed. Labrum vertically produced with respect to clypeus, with well-defined median tooth, apex broadly rounded. Mentum with anterior edge produced into small tooth that curves into oral cavity. *Pronotum:* Surface densely punctate to rugopunctate. Base with fringe of dense, moderately long, white setae extending from beneath posterior margin. *Elytra:* Surface wrinkled and with punctate striae; punctures with scale-like, white setae. Lateral margin membranous from metepimeron to apex. *Pygidium:* Surface densely rugopunctate, covered by dense, scale-like white setae. Apex at middle with distinct tuft of longer setae. *Legs:* Protibia tridentate in both sexes, apical spur lacking. Protarsomeres 1–4 each with pair of small spinules on ventral side at apex; protarsomere 5 with distinct, median tooth on ventral side. All claws simple, not split at apex. Unguitractor plate trisetose. *Venter:* Prosternum lacking keel. Mesometasternal process absent. Propygidium without suprspiracular ridge. Last sternite entire at apex in both sexes, not emarginate.

Diagnosis. The genus *Hylamorpha* may be distinguished from other genera of the Brachysternina (*Aulacopalpus* and *Brachysternus*) by (1) simple tarsal claws (simple or bifurcate in *Brachysternus*, simple or bifurcate in *Aulacopalpus*), (2) multisetose unguitractor plates (bisetose in *Brachysternus* and *Aulacopalpus*), (3) fourth protarsomeres with two, small, straight spines (spines curved in *Brachysternus* or straight or curved in *Aulacopalpus*), (4) apex of last sternite entire in females (entire in *Aulacopalpus*, emarginate in *Brachys-*

ternus), and (5) white, scale-like elytral setae (hair-like, slender or thick setae in *Brachysternus* and *Aulacopalpus*).

Type Species. Machatschke (1965, 1972) incorrectly designated *Aulacopalpus viridis* Burmeister, 1844 (not *A. viridis* Guérin-Méneville 1838) as the type species of the genus *Hylamorpha*. Arrow (1899) did not designate a type species when he created *Hylamorpha*. However, *A. viridis* Burmeister is not an available name. Burmeister (1844:459) simply redescribed *A. viridis* Guérin-Méneville, correctly attributing *A. viridis* to Guérin-Méneville (1838:58). *Aulacopalpus viridis* Guérin-Méneville remains a valid species in the genus *Aulacopalpus* [see Smith (2002) revision of *Aulacopalpus* and Jameson and Smith (2002) revision of *Brachysternus*, both in this issue, for further discussion].

Machatschke's (1965, 1972) view that the *A. viridis* of Guérin-Méneville is different than the *A. viridis* of Burmeister was based on an error by Arrow (1899). When Arrow created the genus *Hylamorpha*, he described two new species (*H. rufimana* and *H. cylindrica*) and transferred one previously described species (*A. elegans* Burmeister) into *Hylamorpha*. Burmeister's (1844) redescription of *A. viridis* Guérin-Méneville matches Guérin-Méneville's original description. Arrow (1899) knew the identity of the true *A. viridis* and characterized it properly as "... a glabrous insect, clothed beneath with long hair and not decumbent scales, and having the last joint of the maxillary palpus greatly enlarged and channelled along almost its entire length." However, when Arrow erected the genus *Hylamorpha* for *A. elegans*, he inadvertently called the species he placed in it *A. viridis* Burmeister twice and correctly called it *H. elegans* twice! We know he meant *H. elegans* because he stated that "*H. viridis* Burm. is the only species of this genus at present described" and "*Aulacopalpus angustus* Philippi must be transferred to the genus *Brachysternus*, with which it agrees in all essential points, having only a superficial likeness to *H. ELEGANS*" (emphasis ours). Moreover, Arrow's (1899) description for *A. elegans* matches his generic description for *Hylamorpha* whereas the description given for *A. viridis* Guérin-Méneville and the redescriptions by Burmeister (1844) and Arrow (1899) of *A. viridis* do not correspond with Arrow's definition of *Hylamorpha*. And lastly, Arrow (1901) referred only to *H. elegans* (not *H. viridis*) being in the genus *Hylamorpha*.

Machatschke (1965), apparently recognizing none of this, designated *H. viridis* Burmeister as the type species of the genus *Hylamorpha*. Burmeister (1844) properly credited Guérin-Méneville for describing *A. viridis*, but Arrow (1899) mistakenly attributed *A. viridis* to Burmeister. Machatschke simply continued Arrow's mistake. Machatschke's designation of *A. viridis* Burmeister as the type species of the genus *Hylamorpha* is invalid since there is no such species or name.

Accordingly, we designate *Aulacopalpus elegans* Burmeister as the type species of the genus *Hylamorpha*. The type species of *Hylamorpha* is now fixed pursuant to Article 70.3 of the International Code of Zoological Nomenclature (International Commission on Zoological Nomenclature 1999).

***Hylamorpha elegans* (Burmeister, 1844)**

(Figs. 1–3; see also Fig. 1 in Smith 2002)

Aulacopalpus elegans Burmeister 1844:459. **NEOTYPE** male at UNSM (Lincoln), labeled "Santiago, Chile, 1915"// BCR and FCO red neotype label; here designated to stabilize and fix the current concept of the name.

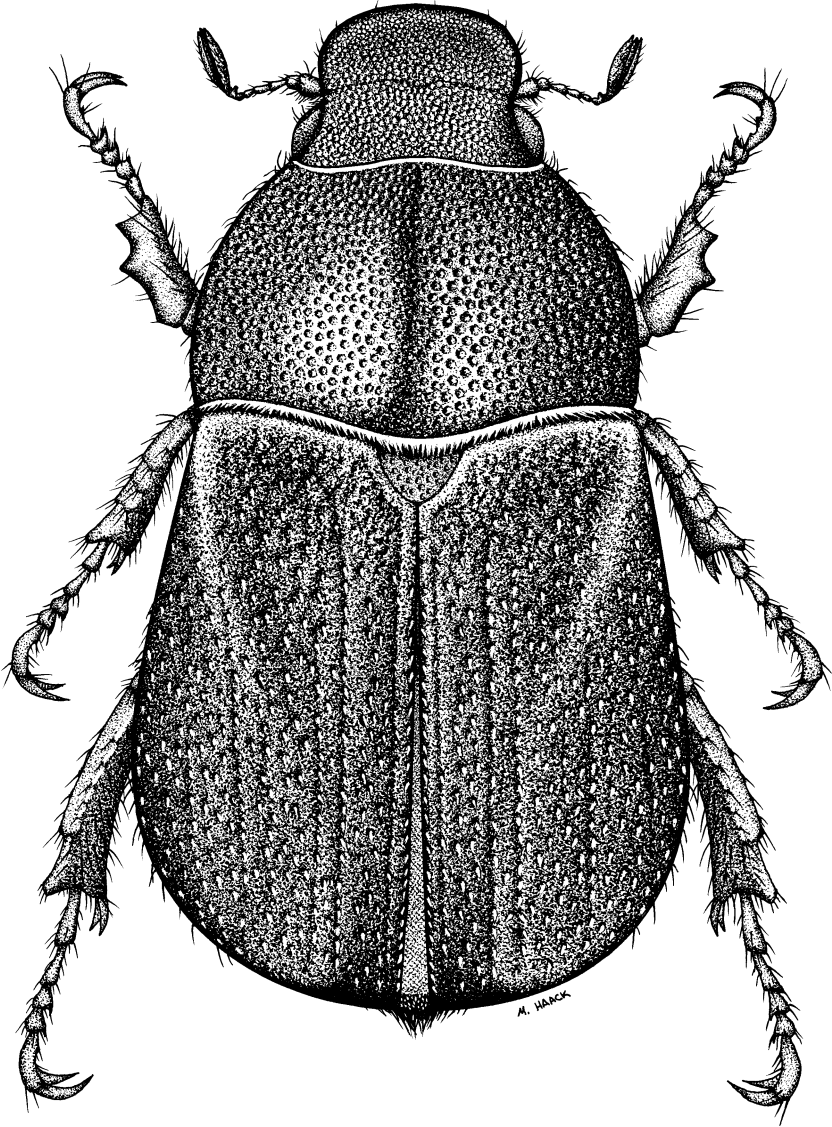


Fig. 1. Dorsal habitus of *Hylamorpha elegans* (Burmeister).

Callichloris perelegans Curtis 1845:449. **LECTOTYPE** at BMNH (London), labeled "type" (round label with red border// "Valparaiso" (hand-written)// "Callichloris perelegans Curtis" (hand-written)// BCR lectotype label; here designated to fix and stabilize the current concept of the name. Synonymized by Solier 1851:91.

Aulacopalpus elegans var. *australis* Philippi 1861:741. Unavailable name.

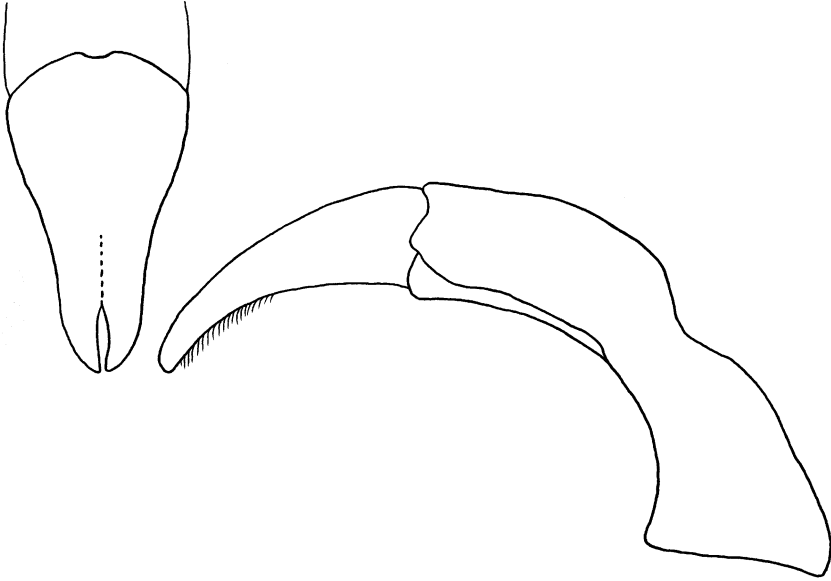


Fig. 2. Male genitalia of *H. elegans*, caudal and lateral views.

Sulcivalpus subviolaceus Nonfried 1894:125. Type not seen. Synonymized by Arrow 1901:401.

Hylamorpha cylindrica Arrow 1899:368. **LECTOTYPE** at BMNH (London), labeled “syntype” (round label with blue border)// “type” (round label with red border)// “Chile” (hand-written on round label with “44/104” on reverse side)// “Hylamorpha cylindrica Arrow Type”// BCR lectotype label; here designated to fix and stabilize the current concept of the name. **NEW SYNONYMY.**

Hylamorpha rufimana Arrow 1899:368. **LECTOTYPE** at BMNH (London), labeled “syntype” (round label with blue border)// “type” (round label with red border)// “Chili 91–54”// “Hylamorpha rufimana Arrow Type” (hand-written)// BCR lectotype label; here designated to fix and stabilize the current concept of the name. Single paralectotype labeled “syntype” (round label with blue border)// “Chili 91–54”// BCR paralectotype. Synonymized by Arrow 1901:400.

Description. Length 11.8–18.2 mm; width across humeri 5.8–10.8 mm. Color of head pronotum, and elytra light to dark apple green with metallic silver or bronze or orange (rare) reflection usually present at apex of clypeus, mesad of each eye, on lateral margin of pronotum, and on humeral and apical elytral umbones; occasionally color of head and/or pronotum and/or elytra varies (in part or totally) to light brown or pale greenish yellow; specimens preserved in fluid or killed in gases of certain chemicals may change to cobalt blue, red, orange, or purple. Sternites and pygidium vary from light brown (uncommon) to light or dark olive green (most common). Femora in males usually green (similar to dorsum) or light brown (rare), females with profemora light brown and with meso- and metafemora usually green (similar to dorsum); males with all tibiae green and usually with strong, brassy reflections, especially on meso- and metatibiae; females with protibiae light brown, meso- and metatibiae green and with weak to usually strong brassy or bronzy reflections; tips of protibial teeth black. Thoracic sternites with dense,

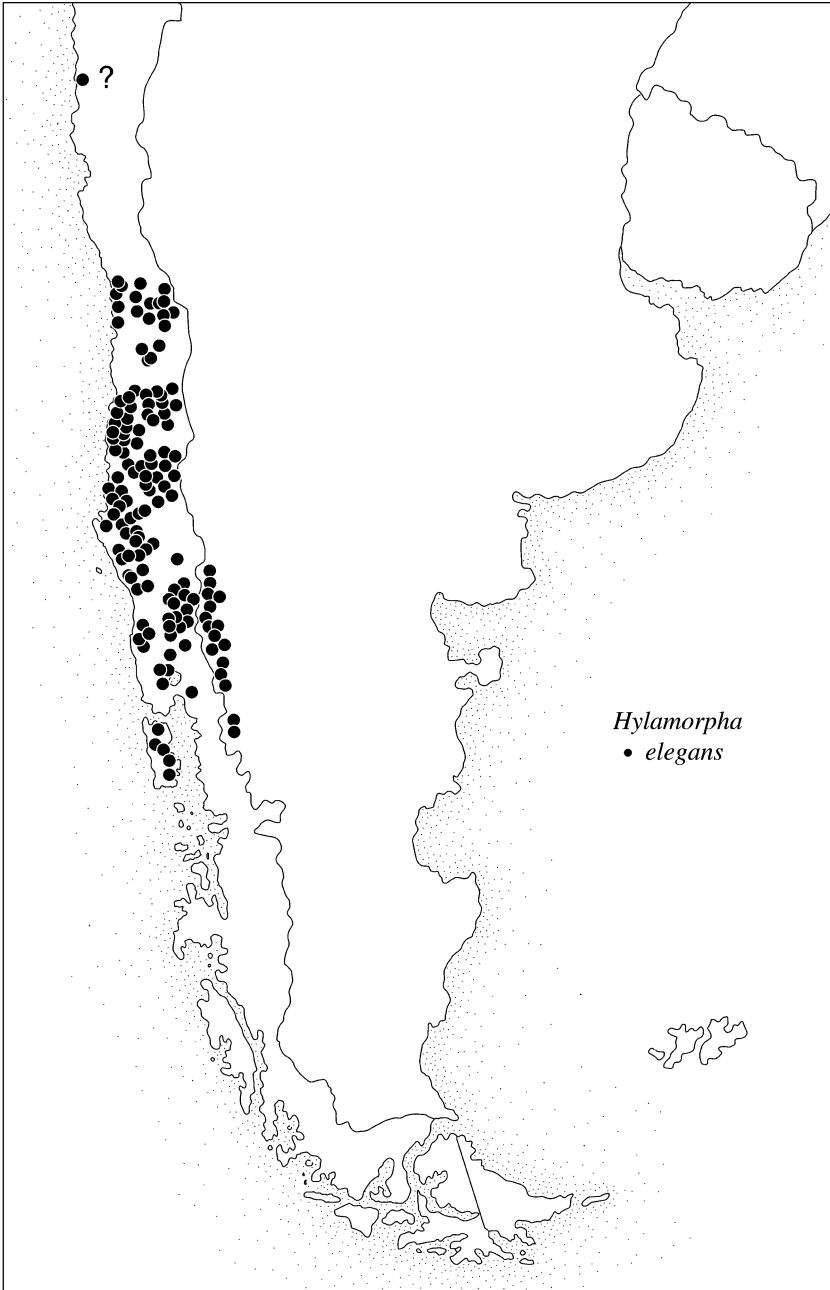


Fig. 3. Locality records for *H. elegans*.

long, creamy white setae. Abdominal sternites and pygidium with creamy white, scale-like setae; setae short, broad, moderately dense (surface visible between setae) to dense (surface totally obscured); apex of pygidium at center with tuft of white setae. *Head*: Surface entirely, densely rugopunctate (in smaller, darker specimens) or densely punctate (in larger, lighter specimens); punctures moderately large to large, separated by less than 1 puncture diameter. Frontoclypeal suture finely impressed, arcuate. Clypeus with apex broadly rounded, broadly reflexed. Interocular width equals 5.0–5.7 transverse eye diameters. Antenna with 10 segments, club slender and slightly longer than segments 2–7 in male, subequal to segments 2–7 in female. Maxillary palpus with apical segment lanceolate and with most of dorsal surface depressed. Mandibles subtriangular, outer edge arcuate, apex acute to narrowly rounded. *Pronotum*: Surface densely punctate to rugopunctate similar to that on head except punctures larger. Lateral edge with marginal bead. Sides widest at about middle, strongly contracted from middle to acute apical angle. Basal angle obtusely rounded. Base arcuate, without marginal bead, and with fringe of dense, moderately long, white setae extending from beneath posterior margin. Scutellum broadly subtriangular, apex narrowly rounded; surface densely punctate, punctures small. *Elytra*: Surface wrinkled and with punctate striae; punctures small, setigerous; setae short, broad. Intervals with sparse, small punctures, some (especially apically) with setae like those of striae. Humeral and apical umbones well-developed. Lateral edge with strong marginal bead. Epimeron broad below humerus, gradually narrowing posteriorly for most of its length, and with sparse, long, white setae extending from just before middle of elytron to anterolateral corners of pygidium. *Pygidium*: Surface densely and finely rugopunctate but usually obscured by dense setae (often less so in females) and with small tuft of longer setae at apex in center. Disc either side of middle slightly depressed. In lateral view, surface weakly concave to almost flat. *Legs*: Protibia tridentate, basal tooth slightly removed from others; tibiae wider in females. Protarsomeres 1–4 each with pair of small, straight spinules at apex on ventral side; segment 5 with small, median tooth on ventral side in basal half, segment subequal in length to segments 1–4 in male, slightly shorter in female (male with first segment 2 times longer than second segment, female with first segment 2.5–3.0 times longer than second segment). Male with one claw larger than other, female with claws subequal in size; apices of all claws simple. Meso- and metatibiae each with short, obliquely transverse carina on external edge just past middle; apices of tibiae weakly expanded and with row of 12–18 small spinules. *Venter*: Mesometasternal process absent. Sternites 5–6 longer than 1–4, last sternite with apex arcuate and entire in both sexes. Thoracic sternites and posterior edges of femora with moderately dense, long setae; abdominal sternites with dense, elongated, scale-like setae. *Parameres*: Figure 2.

Neotype. Inasmuch as there has been considerable confusion about the correct identity of the several “species” included in *Hylamorpha* (as well as the status of the genus itself, *i.e.*, *Hylamorpha*, *Callichloris*, *Sulcipalpus*, or *Aulacopalpus*), we believe it is essential to fix the type specimen for *H. elegans*. Burmeister (1844) did not designate a type for *A. elegans*. A type specimen, if such ever existed, was not found by BCR in searches of the Burmeister collection at Martin Luther Universität in Halle, the large collection of the Zoologische Staatssammlung in Munich, the historical collection of the Deutsche Entomologisches Institut in Eberswalde, or the principal collection in Germany at the Museum für Naturkunde in Berlin. In fact, we believe that Burmeister never designated a “typus” because he was referring to the previously existing name of *Callichloris elegans* in Dejean’s catalog (the name is unavailable/*nomen nudum* because it was never accompanied by a description or reference to one). Burmeister did not believe he was creating a new species but simply referring to a known species listed in a catalog. He became the author of *elegans* because he was the first to actually describe it. Accordingly, we designate a neotype here.

Burmeister (1844) indicated his specimen was from near Valparaíso, Chile.

However, we have been unable to locate unbroken male specimens with a label that indicates Valparaíso. Not wanting the neotype to be broken (hence, incomplete), we chose another specimen that agrees with Burmeister's original description and is geographically close to Valparaíso.

Distribution. *Hylamorpha elegans* is found on both sides of the Andes in central and southern Chile and southwestern Argentina. Its distribution coincides remarkably with the distribution of *Nothofagus* species (Nothofagaceae) on which it is known to feed.

Locality Records (Fig. 3). 1,930 specimens examined.

ARGENTINA (663). CHUBUT (84): Epuyén, Lago Puelo (6 km N); NEUQUÉN (30): Isla Victoria, Lago Lacar, Parq. Nac. Lanín, Río Quilquihue (San Martín de los Andes), San Martín de los Andes (9 km NE); RÍO NEGRO (549): Bariloche, El Bolsón, Río Villegas (ruta 258).

CHILE (1267). ACONCAGUA (1): No data; ARAUCO (72): Caramávida, Caramávida (20 km W), Contulmo, Pichinahuel; Biobío (131): Bullileo, El Abanico, El Quilleco (30 km E), Santa Bárbara (25 km E); CAUTÍN (106): Fundo Chacamo (35 km NW Nueva Imperial), Fundo El Coigue (29 km NW Villarrica), Fundo Las Selvas (750 m NW Nueva Imperial), Loncoche, Loncoche (12.3 km N), Malalcahuello, Nueva Imperial (750 m NW), Pucón, Río Trancura (Villarica), Temuco, Temuco (20 km E), Villarrica, Villa Portales (7 km W); CHILOÉ (28): Ancud, Castro, Chiloé Island (30 km S Ancud), Hueque Trumao (Chiloé Island, 22 km N Quellón), Lago Tepuhueco (40 air km SW Castro); CONCEPCIÓN (47): Fundo Andalién, Fundo Pinares, Hualpencillo, Lirquén, Penco, Punta Hualpén, San Rosendo, Santa Juana; COLCAGUA (2): Peumo; COQUIMBO (2): Ovalle, Parq. Nac. Fray Jorge; CURICÓ (104): El Coigo, Fundo La Montana (6 km E Los Queñes), Las Trancas, Los Niches; LINARES (25): Parral, Tranque de Bullileo; LLANQUIHUE (15): Departamento de Maullín, Ensenada, Lago Chapo; MALLECO (255): Angol, Angol (6 km W), Chanchuco, Cordillera Nahuelbuta, Cordón Las Raíces, Curacautín, Parq. Nac. Nahuelbuta, Perquenco (10 mi. N), Pillín Pilli, Pino Hachado, Termas de Manzanar, Termas de Río Blanco, Vegas Blancas (27 km W Angol), Victoria, Victoria (4 km W), Villa Portales; MAULE (183): Cauquenes (400 m W), Cayurranquil (400 m W Cauquenes), Chovellén, Constitución, El Pantanillo (17 km SE Constitución), Forel, Paso García (23 km NW Cauquenes), Pailahueque, Pelluhue, Río Teno (Teno), Tregualemu; ÑUBLE (79): Alto Tregualemu (20 km SE Chovellén), Cobquecura, Cueva de los Pincheira (Recinto), Curanipe (17.5 km S), Las Trancas (21 km E Recinto), San Carlos (18 km E), San Carlos (40 km E), San Carlos (50 km E), Recinto, Recinto (4 km SE), Recinto (10 km W), Recinto (13 km E); OSORNO (7): Cunco, Osorno, Puyehue, Puyehue (10 km E); SANTIAGO (127): Aculeo, Bucalemu, El Canelo, El Portezuelo (7 km N Santiago), La Herrera, Las Condes, Llolleu, Maipú, Punta Yeso (70 km SE Santiago), Río Blanco, Río Colorado (40 km SE Santiago), Río Peuco (Pilay), Santiago, Santiago (cuesta La Dormida); TALCA (18): Fundo El Radal, Talca (22 mi N), Vilches, Vilches (5 km W), Vilches Alto; VALDIVIA (27): Panguipulli, Pucará, Río Licán (N side Lago Puyehue), Santo Domingo; VALPARAÍSO (16): Algarrobo, Isla Teja, Limache, Valparaíso.

Temporal Distribution. January (217), February (97), March (14), April (3), May (33), September (261), October (13), November (219), December (852). Gutiérrez (1949) reported that *H. elegans* was one of the most common species of scarabs in the Cordillera de Pemehue in a June 1946 expedition,

and that hundreds of dead specimens were found on the ground in December and January. We saw no museum specimens from June to August.

Remarks. Various catalogs (*e.g.*, Ohaus 1918; Blackwelder 1944; Machatschke 1965, 1972) have already included the synonymy of all but *H. cylindrica* under *H. elegans*. We concur with these synonymies based upon examination of the types and careful analysis of the original descriptions. *Hylamorpha cylindrica* (a morphotype that is slightly larger and lighter in color) is conspecific with *H. elegans* and is synonymized here.

Philippi (1861) described *Hylamorpha elegans* var. *australis* and explicitly referred to it as a "climatic variety" of *H. elegans*. Accordingly, this name is unavailable because it referred to an infrasubspecific entity described as a variety before 1961 (International Commission on Zoological Nomenclature 1999; Article 45.6.4).

Hylamorpha elegans is variable in size, color, surface sculpturing, amount of setae, and even body shape (somewhat flattened to highly vaulted). Ohaus (1905) correctly noted that darker specimens tended to have more strongly punctate, wrinkled, and setose elytra. Sexual dimorphism is distinct. Males nearly always have green protibiae (even if the meso- and metatibiae are brown) whereas females have brown protibiae; males have the first segment of the protarsus a little shorter than in females; males have one claw on all legs larger than the other claw whereas all the claws are subequal in size in females; and males have the antennal club a little longer than in females.

Hylamorpha elegans is often locally abundant. Although frequently associated with *Nothofagus* forests, it is also found feeding on other native plants and trees and is sometimes an agricultural pest (Pedro Vidal, pers. comm. to BCR, 2000). It occasionally causes severe defoliation of *Nothofagus* species [principally *N. antarctica* (Forst.), *N. betuloides* (Mirb.), *N. dombeyi* (Mirb.), and *N. obliqua* (Mirb.)], and young trees have even been known to be killed by huge numbers of *H. elegans* feeding on them.

(Carrillo and Cerda 1987; Gentili 1988; and Veblen *et al.* 1996).

Glare *et al.* (1993) reported that the fungus, *Beauveria vermiconia* (de Hoog and Rao) (Deuteromycotina), was a pathogen of *H. elegans* in Osorno, Chile; in their observations, 20–30% of a population of late third instar larvae were infected.

During January at Lago Traful (Argentina, Neuquén Province) it is very common to see rainbow trout [*Oncorhynchus mykiss* (Walbaum)] feeding on adults of *H. elegans* that fall into the lake water from *Nothofagus* trees. *Hylamorpha elegans* is exceedingly abundant on the shores of this lake (and presumably others), and it is a common occurrence to catch trout with their stomachs full of these scarabs (FCO, pers. obs.).

Cartagena (1975) tested success of egg-hatch in different soil types, and found that soils high in sand content favored increased eclosion.

In Chile, *H. elegans*, along with species of *Brachysternus*, are referred to as "San Juanes" ("San Juan" for a single specimen); the origin of the name is unknown (P. Vidal, pers. comm., March 2000). They are also called "pololos verdes" (Arias 2000) or also simply "pololos".

Acknowledgments

We thank Martha Haack (former Scientific Illustrator, University of Nebraska State Museum) for the habitus drawing of *H. elegans*. We are most grateful to the curators and collection managers who made available to us specimens

for study, and they are listed in the “Methods” section. BCR is especially grateful to Manfred Dorn (Martin Luther Universität, Halle), Manfred Uhlig, Joachim Schulze, and Hella Wendt (Museum für Naturkunde, Berlin), and Jean McNamara (retired, Canadian National Collection of Insects, Ottawa) for logistical support while studying their collections. Pedro Vidal (Universidad Católica de Chile, Santiago) is gratefully acknowledged for loans of specimens as well as valuable information about *H. elegans* in Chile. Harold Gaedike (Deutsches Entomologisches Institut, Eberswalde) is thanked for his clarification on some early German publications. Mary Liz Jameson and Andrew Smith (UNSM, Lincoln) provided invaluable collaboration during our joint revision of the Brachsternina as well as insightful comments on how to improve the manuscript. This project was supported by an NSF/PEET grant (DEB 9712447) to Brett C. Ratcliffe and Mary Liz Jameson and by an NSF Biotic Surveys and Inventory grant (DEB 9870202) to Brett Ratcliffe.

Literature Cited

- Arias, E. T. 2000.** Coleopteros de Chile. Fotoneknika, Ltd., Santiago de Chile. 209 pp.
- Arnett, Jr., R. H., G. A. Samuelson, and G. M. Nishida. 1993.** The insect and spider collections of the World. Sandhill Crane Press, Gainesville. 310 pp.
- Arrow, G. J. 1899.** Notes on the classification of the coleopteran family Rutelidae. Annals and Magazine of Natural History (series 7) 4:363–370.
- Arrow, G. J. 1901.** Remarks on the secondary sexual differences in rutelid Coleoptera, with descriptions of some new forms. Annals and Magazine of Natural History (series 7) 7:393–401.
- Blackwelder, R. E. 1944.** Checklist of the coleopterous insects of Mexico, Central America, the West Indies, and South America. Bulletin of the United States National Museum 185:189–341.
- Burmeister, H. 1844.** Handbuch der Entomologie, vol. 4, part 1. T. C. F. Enslin, Berlin. 585 pp.
- Carrillo, R., and L. Cerda. 1987.** Zoofitófagos en *Nothofagus* chilenos. Bosque 8:99–103.
- Cartagena, L. 1975.** Crianza y reproducción de *Hylamorpha cilindrica* (sic) Arr (Col. Scarabaeidae) en cuatro texturas de suelos. Revista Chilena de Entomología 9: 165–166.
- Curtis, J. 1845.** Descriptions, &c. of the insects collected by Captain P. P. King, R. N., F. R. S. & L. S., in the survey of the Straits of Magellan. Transactions of the Linnean Society of London 19:441–475.
- Dejean, P. M. F. A. 1833.** Catalogue des coléoptères de la collection de M. le Comte Dejean. 2:97–176. Troisième édition, revue, corrigée et augmentée. Méquignon-Marvis Père et Fils, Paris.
- Gentili, M., and P. Gentili. 1988.** Lista comentada de las insectos asociados a las especies sudamericanas del género *Nothofagus*. Monografías de la Academia Nacional de Ciencias Exactas, Físicas y Naturales (Buenos Aires) No. 4:85–106.
- Germain, P. 1905 (1904).** Apuntes entomológicos. Anales de la Universidad, Memorias Científicas Literarias 115:449–506.
- Glare, T. R., T. A. Jackson, and E. Cisternas A. 1993.** *Beauveria vermiconia* is an entomopathogenic fungus. Mycological Research 97:336–338.
- Guérin-Méneville, F. E. 1838.** Insectes du voyage de la *Favorite*. Magasin de Zoologie 8:1–80.
- Gutiérrez, R. 1949.** Notas sobre Scarabaeidae Neotrópicos. Anales de las Sociedad Científica Argentina 148:9–35.
- Harold, E. 1869.** Scarabaeidae [pp. 979–1346]. In: Catalogus Coleopterorum Hucusque Descriptorum Synonymicus et Systematicus, vol. 4 (M. Gemminger and E. Harold, editors). E. H. Gummi, Monachii.
- International Commission on Zoological Nomenclature. 1999.** International Code of

- Zoological Nomenclature. International Trust for Zoological Nomenclature, London. 306 pp.
- Jameson, M. L., and A. B. T. Smith. 2002.** Revision of the South American genus *Brachysternus* Guérin-Méneville (Coleoptera: Scarabaeidae: Rutelinae: Anoplognathini: Brachysternina). *Coleopterists Bulletin* 56:321–366.
- Machatschke, J. W. 1965.** Coleoptera Lamellicornia. Fam. Scarabaeidae. Subfam. Rutelinae. *Genera Insectorum Fascicle* 199c:1–145.
- Machatschke, J. W. 1972.** Scarabaeoidea: Melolonthidae Rutelinae. *Coleopterorum Catalogus Supplementa Pars* 66, Fascicle 1:1–361.
- Nonfried, A. F. 1894.** Beschreibungen neuer Lamellicornier, Buprestiden und Cerambyciden aus Central- und Süd-Amerika. *Entomologische Nachrichten* 20:113–142.
- Ohaus, F. 1905.** Revision der amerikanischen Anoplognathiden (Coleoptera Lamellicornia). *Stettiner Entomologische Zeitung* 66:120–167.
- Ohaus, F. 1918 (1915).** Scarabaeidae: Euchirinae, Phaenomerinae, Rutelinae. *Coleopterorum Catalogus Pars* 66:1–241.
- Philippi, F. 1861.** Observaciones sobre los lamellicornios de Chile, descritos en la obra del Señor Gay, con descripción de algunas especies nuevas. *Anales de la Universidad, República de Chile* 18:735–742.
- Smith, A. B. T. 2002.** Revision of the southern South American endemic genus *Aulacopalpus* Guérin-Méneville with phylogenetic and biogeographic analyses of the subtribe Brachysternina (Coleoptera: Scarabaeidae: Rutelinae: Anoplognathini). *Coleopterists Bulletin* 56:379–437.
- Solier, A. J. J. 1851.** Orden III. Coleópteros [pp. 5–285]. *In: Historia Física y Política de Chile, Zoología*, vol. 5 (C. Gay, editor). Privately published, Paris. 564 pp.
- Veblen, T. T., C. Donoso, T. Kitzberger, and A. J. Rebertus. 1996.** Ecology of southern Chilean and Argentinean *Nothofagus* forests [pp. 293–353]. *In: The ecology and biogeography of nothofagus forests* (T. T. Veblen, R. S. Hill, and J. Read, editors). Yale University Press, New Haven. 403 pp.

(Received 11 December 2000; accepted 22 August 2001)